



MedPharmRes

Journal of University of Medicine and Pharmacy at Ho Chi Minh City
 homepage: <http://www.medpharmres.vn/> and <http://www.medpharmres.com/>



Original article

31-item Quality of Life in Epilepsy Inventory: Translation and validation in Vietnamese

Minh-An Thuy Le^{ab}, Trang Minh Nguyen^b, Tuan Van Le^{a*}

^aDepartment of Neurology, University of Medicine and Pharmacy at Ho Chi Minh City, Ho Chi Minh City, Vietnam;

^bDepartment of Neurology, Nguyen Tri Phuong Hospital, Ho Chi Minh City, Vietnam.

Received February 14, 2022; Revised April 23, 2022; Accepted May 18, 2022

Abstract: Introduction: This study aimed to translate the 31-item Quality of Life in Epilepsy Inventory (QOLIE-31) into Vietnamese and validate the translation. **Methods:** The inventory was translated through “forward – backward” translation, and culturally adapted for standardization. To ensure the reliability of the inventory, the internal consistency and the temporal consistency was determined. Clinical variables were tested for discriminant validity by comparing their scores. **Results:** Cronbach’s alpha coefficient ranged from 0.91 to 0.57, with the lowest in the Overall quality of life subscale. Test-retest reliability showed high reproducibility with intra-class correlation coefficients ranging from 0.72 to 0.87 ($p < 0.001$). The mean score of QOLIE-31 was 71.31. Further, the study used the statistical differences of QOLIE-31 scores in the drug-resistant group to show discriminant validity. **Conclusion:** The Vietnamese QOLIE-31 is a reliable and valid instrument as proven by the statistical data and can be used to assess quality of life in people with epilepsy.

Keywords: QOLIE-31; translation; quality of life; epilepsy; Vietnamese.

1. INTRODUCTION

Epilepsy is one of the most popular chronic neurological diseases and is characterized by epileptic seizures that cause neurobiological, psychological, cognitive, and social consequences [1]. This implies that epilepsy has long-lasting effects on the lifestyles of people with epilepsy (PWE) and their families; therefore, the quality of life has been significantly affected. Optimal management of epilepsy should include both medical and psychosocial aspects. Recent studies have focused on not only pharmacotherapy, but also on social impact of PWE. Quality of life is assessed as an outcome measure in clinical practice and trials. Several instruments were developed to measure quality of life in general, or with respect to specific diseases, including epilepsy. There are some quality-of-life tools for epilepsy, i.e., Liverpool Assessment Battery, the Quality of Life in Epilepsy-89 Inventory (QOLIE-89), the 31-item Quality of

Life in Epilepsy Inventory (QOLIE-31), and the Quality of Life in Epilepsy-10 Inventory (QOLIE-10).

In Vietnam, the Health-related Quality of Life Measure for Children with Epilepsy (CHEQOL-25) was translated and validated [2]; but there is no specific instrument to assess the quality of life in adult PWE. Recognizing the need for such a scale, we conducted a translation and validation of quality-of-life instrument for PWE. The QOLIE-31 was initially developed and validated in the United States (US) [3]. It comprises seven subscales which covers both general and epilepsy-specific domains. We chose the QOLIE-31 due to several reasons. Firstly, QOLIE-31 was the most popular scale used in PWE. Thirty-one among 194 countries in the World Health Organization (WHO) with 7255 individuals were reported using this scale to assess quality of life in epilepsy [4]. Second, this instrument was translated and validated in different languages around the world; so it is uniform across

*Address correspondence to Tuan Van Le at the Department of Neurology, University of Medicine and Pharmacy at Ho Chi Minh City, Ho Chi Minh City, Viet Nam; E-mail: tuanlevan.ump@gmail.com

DOI: 10.32895/UMP.MPR.7.1.3

languages and cultures [4]. The availability of a valid cross-cultural instrument is important for future international studies, and studies that may want to compare the results among various countries. Furthermore, QOLIE-31 is most suitable with enough length and simplicity compared with other tools. QOLIE-10 scale is used for scanning because of its shortage, Quality of Life in Epilepsy for Adolescents (QOLIE-AD-48) is used in a specific group, or Liverpool HRQOL scale and QOLIE-89 with multiple scales are rather complex to assess. This study aimed to translate and validate the QOLIE-31 measurement into Vietnamese.

2. MATERIALS AND METHOD

2.1. Study design

This cross-sectional study was conducted at the epilepsy clinic at Nguyen Tri Phuong Hospital, Ho Chi Minh City, Viet Nam.

2.2. Sample size and sampling

To address the reliability and validity studies in neurology, the authors reported that the minimum sample sizes of 20 for reliability and 80 for validity allowed high representative of the main study samples [5]. And we chose convenience sampling for this current study.

2.3. Translation and cultural adaption procedure into Vietnamese

The QOLIE-31 is a shortened version of the QOLIE-89 and comprises seven subscales including: seizure worry (SW), overall QOL (QOL), energy and fatigue (EF), cognitive function (CF), medication effects (ME), emotional well-being (EWB), and social functioning (SF). These subscales are grouped into two factors: Emotional, Psychological Effects (SW, QOL, EWB, and EF) and Medical/Social Effects (ME, CF, and SF). Subscale and total scores are calculated according to the participants' answers. The scoring procedure for the QOLIE-31 includes converting the raw pre-coded numeric values of items to 0-100 scores, with higher scores reflecting a better quality of life. The Scoring Manual of the QOLIE-31 (version 1.0) guided the calculation of the total and subscale scores.

(https://www.rand.org/content/dam/rand/www/external/health/surveys_tools/qolie/qolie31_scoring.pdf) [6]

Prior to translating the inventory, permission was obtained via email from the developer of original instrument, Dr. Joyce Cramer. The translation and cross-cultural adaptation of the original version of the QOLIE-3 to Vietnamese followed the Principles of Good Practice for the Translation and Cultural Adaptation of Patient-Reported Outcomes Measures of International Society for Pharmacoeconomics and Outcomes Research (ISPOR). This included the stages of preparation, forward translation, reconciliation, back translation, back translation review, harmonization, cognitive debriefing, and finalization [7].

The first step was forward translation by two bilingual translators, one a clinician and the other, a professional translator. Both translations were then compared and discussed to create the combined version. The resulting inventory was then back translated into English by a

Vietnamese academician with a master's degree in English and no medical knowledge. The back-translated English version was sent to Dr. Joyce Cramer, who checked the conceptual equivalence of the translation. Three translators and one neurologist compared documents to define a final version that matched the intent and style of the original US English instrument as closely as possible. Cognitive debriefing was the next step to evaluate the translated instrument with five adult PWE. Participants were asked to judge the clarity of the content by reviewing the various items and stating whether they understand the item (Figure 1).

Owing to cultural and economic differences, we adjusted the content of item 20. In Vietnam, the most common means of transportation is driving a motorbike or bicycle, instead of a car. For this reason, item 20 was altered from "driving" in the original scale to "driving or using other transportation (e.g., motorbike, bicycle)" in the Vietnamese version.

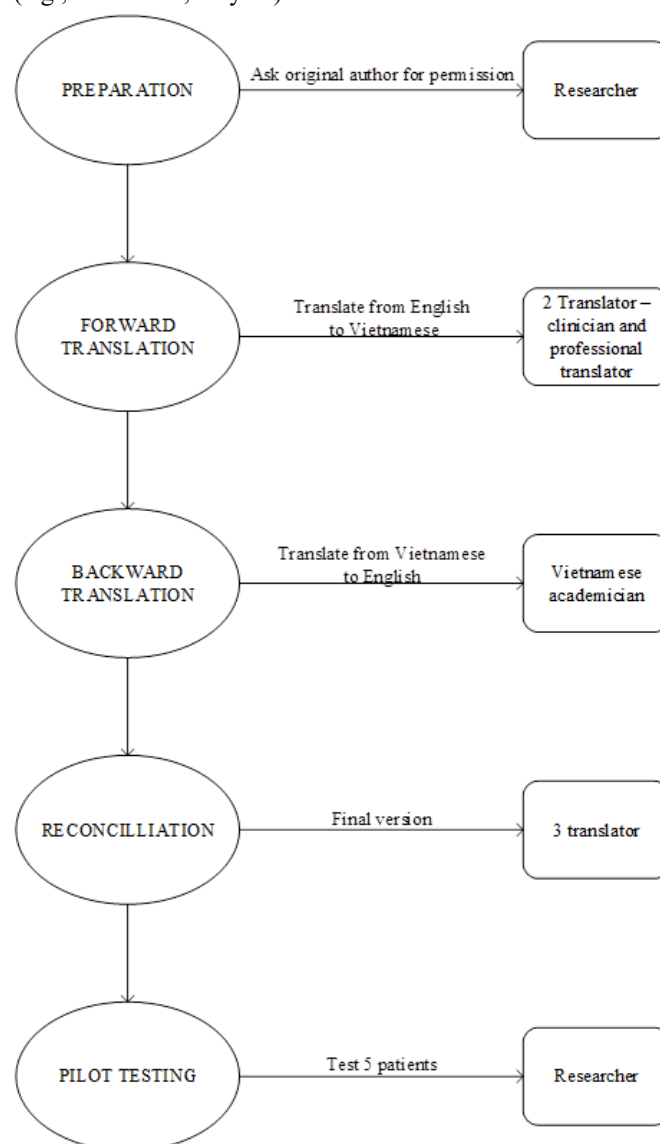


Figure 1. Translation procedure

2.4. Participants and procedure

To assess the reliability and validity of the QOLIE-31, a sample of non-hospitalized PWE were chosen from the

Epilepsy clinic at Nguyen Tri Phuong Hospital, Ho Chi Minh city in Viet Nam. Study participants were consecutively enrolled from June 2020 to September 2020. Participants were eligible if they were (1) above 18 years old, and (2) diagnosed with epilepsy according to the requirements of The International League Against Epilepsy (ILAE) [1]. The exclusion criteria were: (1) people with an intellectual disability, learning disability, cognitive impairment or (2) limited Vietnamese proficiency, which may hinder the PWE in completing the questionnaire. All eligible participants received a detailed explanation of the background of the study and were required to provide written informed consent before study enrollment.

2.5. Data collection

The investigators interviewed face-to-face participants to collect demographic and clinical information including gender, age, educational levels, employment, marital status, seizure types, etiology, duration of illness, seizure outcome, and the number of antiepileptic drugs (AEDs). Seizure outcome included the following variables: seizure-free from 1 year, drug-resistant defined by ILAE [8], and undetermined with insufficient information to be drug-resistant. Subsequently, the participants completed the QOLIE-31 questionnaire. The investigators ensured that participants understood all items clearly and answered all parts of the questionnaire.

Further, participants completed the same questionnaire four weeks later with the same method to assess whether there were any changes in their health status.

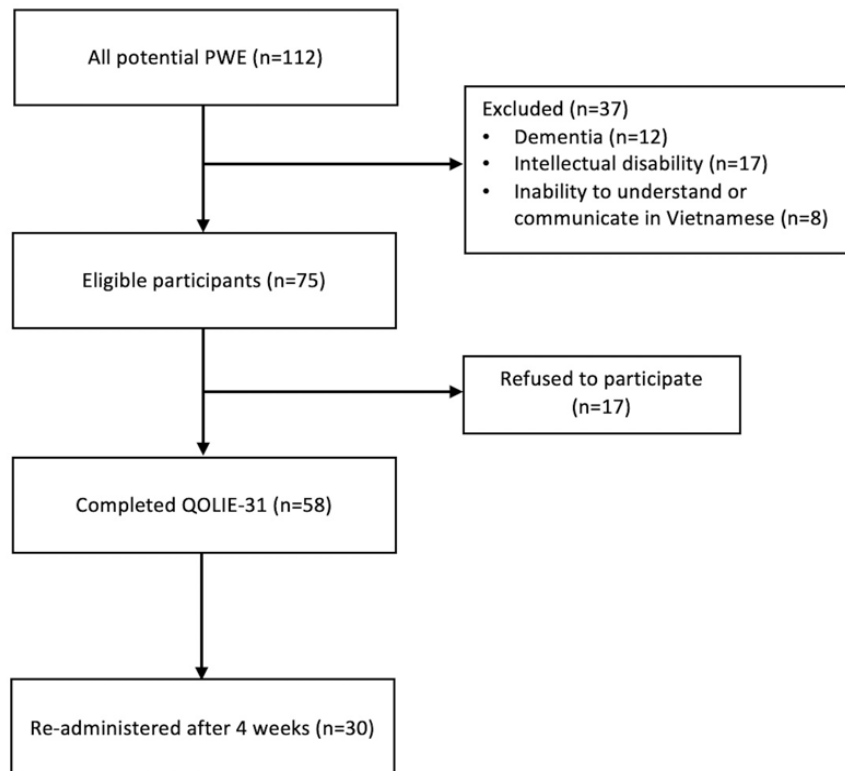


Figure 2. Study flow chart

2.6. Statistical analysis

Data entry and statistical analysis were conducted using Epidata and SPSS version 22.0. Descriptive statistics were used to evaluate the scores' distribution (mean, range, standard deviation – SD, standard error – SE, median, Interquartile Range – IQR). Internal consistency for each subscale was measured using Cronbach's alpha coefficient. In this study, Cronbach's alpha of > 0.6 was considered satisfactory [9]. Test-retest reliability was analyzed via the intra-class correlation coefficient (ICC) with ANOVA test. We chose the model: 2-ways fixed effects, single rater and absolute agreement. ICC values > 0.75 , $0.5-0.75$, and < 0.5 indicated high, medium, and low reliability, respectively [10]. The correlation between the scores and demographic and clinical characteristics was analyzed using a student's t test or one-way ANOVA for nominal variables, and Pearson's correlation coefficient for numeric variables.

2.7. Ethical approval

This study was approved by the Ethics Committee of the University of Medicine and Pharmacy at Ho Chi Minh City, Vietnam.

3. RESULTS

3.1. Sociodemographic and clinical characteristics

From a total of 75 eligible PWE, 58 decided to participate in the study from June to December 2020. All participants completed the QOLIE-31 (Figure 2).

In this sample, the mean age (+/- SD) was 37.4 (+/- 13.2) years (range, 18–68). Most participants were married (48.3%), employed (67.2%), had an education of up to high school level (29.3%) and an income below 5 million VND per month (46.5%). Median duration of illness (IQR) was 10 (8, 9) years. Most of the participants experienced focal seizures (67.2%) and had an average seizure per year (48.3%; Table 1).

Table 1. Sociodemographic and clinical characteristics

Characteristics	N	Percentage (%)
<i>Sociodemographic</i>		
Age (years)	37.4 (13.2)*	
Gender		
Female	31	53.4
Male	27	46.6
Education level		
Primary	15	25.9
Secondary	16	27.6
High school	17	29.3
College and higher	10	17.2
Employment status		
Unemployed	11	19.0
Employed	39	67.2
Dependent	8	13.8
Marital status		
Single	27	46.6
Married	28	48.3
Divorced/ Widow	3	5.1
Monthly Income		
Below 5 million VND	27	46.5
5 – 10 million VND	24	41.4
Over 10 million VND	7	12.1
<i>Clinical</i>		
Duration of illness (years)	10 (4-16)^	
Age of onset (years)	27.2 (15.3)*	
Seizure type		
Focal	39	67.2
Generalized	12	20.7
Unknown	7	12.1
Seizure frequency		
Weekly	7	12.1
Monthly	12	20.7
Yearly	28	48.3
< 1 per year	11	18.9
Number of AEDs		
Monotherapy	27	46.6
Polytherapy	31	53.4
Seizure outcome		
Seizure free from 1 year	21	36.2
Drug-resistant	10	17.2
Undetermined	27	46.6

^: median (IQR); *: mean (SD)

3.2. Reliability

A summary of descriptive statistics for the QOLIE-31 scores are presented in Table 2. All subscales followed the standards of normal distribution. Mean scores ranged from 55.7 (EF) to 76.4 (SF). Internal consistency and reliability for all subscales, but QOL were satisfactory, with their Cronbach's alpha ranging from 0.91 to 0.57. Test-retest reliability showed medium to high reproducibility with ICC ranging from 0.72 to 0.87 ($p < 0.001$).

Table 2. Reliability of QOLIE-31 scores

Subscales	Number of items	Mean (SD)	ICC (95% Confidence Interval)	Cronbach's alpha
SW	5	67.8 (26.1)	0.87	0.83
QOL	2	70.2 (14.0)	0.72	0.57
EWB	5	70.3 (19.7)	0.85	0.79
EF	4	55.7 (19.1)	0.78	0.64
CF	6	76.1 (18.0)	0.82	0.80
ME	3	74.3 (25.2)	0.72	0.66
SF	5	76.4 (22.5)	0.72	0.78
Total	30	71.3 (14.4)		0.91

3.3. Validity

We analyzed construct validity using one-way ANOVA with different demographic and clinical groups and reviewed for statistical significance ($p < 0.05$; Table 3).

4. DISCUSSION

In this study, internal consistency was satisfactory with a Cronbach's alpha of > 0.6 in most of the subscales. However, the QOL had the lowest Cronbach's alpha of 0.57, which was below the alpha of original version [3]. However, the alpha of this subscale in the Spanish, Greek and Turkish version was 0.55, 0.59 and 0.62, respectively [11, 12], which is closer to our translated version. The QOL subscale has only two items, and since the alpha is related to the number of items, this may account for the relatively smaller alpha compared with the other QOLIE-31 scales. Although the authors suggested adding more items in this subscale [11], we believe that the 31-item scale is more appropriate and easier to use in clinical practice. Further, the Cronbach's alpha of 0.57 is still statistically acceptable [9].

The Vietnamese version showed a test-retest reliability score (ICC from 0.72 to 0.87) that is close to 1.0. In the original scale, the test-retest value ranged from 0.64 to 0.89, and the results from other translations showed a range of 0.60–0.92 [11-16]. These findings suggest that the Vietnamese QOLIE-31 is a reliable measurement tool for PWE.

Regarding the total score of QOLIE-31, the quality of life of PWE was moderate with the mean score of 71.3. Our result was higher than the global mean QOLIE-31 score of 59.8 (SD: 8.0) ($n = 7255$ people) and 59.7 (8.1) for Southeast Asia [4]. The small sample was one of the reasons for the difference in

mean score between Vietnam and other countries; and the other causes could be the disparity in culture, expected, social attitude of Vietnamese people and other regions in the world. This difference was also mentioned by Baker when

considered among western nations [17]. There were some hypotheses mentioned including differences in societal attitudes, differences in expectations of people with and without epilepsy.

Table 3. Correlation between QOLIE-31 scales and external variables

Age	QOLIE	SW	QOL	EWB	EF	CF*	ME*	SF
Age of onset (1)	0.15	0.28*	-0.03	-0.07	-0.07	0.29*	-0.22	0.09
Duration of illness(2)	-0.13	-0.17	-0.13	-0.04	-0.05	-0.15	0.05	-0.11
Seizure type(3)(4)	1.2	0.29	2.37	1.57	0.47	0.82	0.25	3.54*
Seizure frequency(3)(5)	2.28	2.86*	1.11	0.46	0.71	3.33*	3.01*	1.52
Number of AEDs(3)	1.3	0.32	0.89	0.78	0.78	1.71	1.04	1.39
Seizure outcome(3)(6)	3.73*	0.83	3.64*	2.25	0.74	3.4*	1.48	2.32

* $p < 0.05$. (1): Pearson's correlation coefficient; (2): Spearman's correlation coefficient; (3): ONE-WAY ANOVA; (4): post hoc test showed no statistical difference; (5): post hoc test showed the statistical difference between daily-seizure group and yearly-seizure in SF sub-scale; (6): post hoc test showed the statistical difference between seizure-free for one year group and drug-resistant group in QOL and CF sub-scales

The study's translational procedure followed the international guideline [7], and reflected the content and construct equivalence of the Vietnamese QOLIE-31 to the original version. Therefore, the validity of Vietnamese version was considered comparable to the original version. In addition, we evaluated the discriminant validity by analyzing the differences of QOLIE-31 total score and subscales among separate groups. Consequently, we found that Seizure Worry was significantly related to Seizure frequency and Cognitive Function was related to deterioration due to age, age of onset, seizure frequency and drug response. Frequent seizures cause the negative effects on the physical, social and psychological well-being of PWE including trauma, sudden death, psychiatric disorders (depression, anxiety), and social stigma. In a multicenter international study with 300 PWE recruited from Germany, United Kingdom, and France, the results highlighted that the seizure types and seizure frequency significantly predicted the quality-of-life scores [17]. The more severe and more frequent seizures were, the lower scores were. Finally, the overall QOLIE-31 score was significantly lower in the drug-resistant group. This hypothesis has been confirmed in other validated versions of the scale [12, 16] and various studies [18, 19].

Notably, the study had several limitations. We were unable to conduct a factor analysis due to the small sample size; further, there is no other available Vietnamese quality of life measurements to test for convergent validity. Furthermore, this current sample was enrolled at the tertiary clinic which might not represent community population. We need to conduct future studies with the larger community sample size.

Conclusion

In conclusion, the Vietnamese QOLIE-31, with a high internal consistency, test – retest reproducibility and discriminant validity, was confirmed to be a reliable and valid instrument that can be used to assess the quality of life in PWE.

FUNDING

The authors received no financial support for the research, authorship, and/or publication of this article.

CONFLICT OF INTEREST


The authors declare that there is no conflict of interest.


AUTHORS' CONTRIBUTION

All authors contributed to the study idea and design. Material preparation, data collection, and statistical analysis were performed by MATL, TMN. MATL wrote the initial draft of the manuscript and submitted it to TVL. All authors had read, commented, and accepted the manuscript.

ORCID ID

Minh-An Thuy Le  <https://orcid.org/0000-0001-9658-6453>

Trang Minh Nguyen  <https://orcid.org/0000-0002-0420-636X>

Tuan Van Le  <https://orcid.org/0000-0002-5885-1479>

REFERENCES

- Fisher RS, Acevedo C, Arzimanoglou A, Bogacz A, Cross JH, Elger CE, et al. ILAE official report: a practical clinical definition of epilepsy. *Epilepsia*. 2014;55(4):475-82. Epub 2014/04/16. doi: 10.1111/epi.12550. PubMed PMID: 24730690.
- Tri D, Tuan TD, Nguyen H. The Vietnamese Version of the Health-related Quality of Life Measure for Children with Epilepsy (CHEQOL-25): Reliability. *MedPharmRes*. 2017;2017:1. doi: 10.32895/UMP.MPR.1.1.9/suffix.
- Cramer JA, Perrine K, Devinsky O, Bryant-Comstock L, Meador K, Hermann B. Development and cross-cultural translations of a 31-item quality of life in epilepsy inventory. *Epilepsia*. 1998;39(1):81-8. Epub 1998/05/13. doi: 10.1111/j.1528-1157.1998.tb01278.x. PubMed PMID: 9578017.
- Saadi A, Patenaude B, Mateen FJ. Quality of life in epilepsy-31 inventory (QOLIE-31) scores: A global comparison. *Epilepsy Behav*. 2016;65:13-7. Epub 2016/11/14. doi: 10.1016/j.yebeh.2016.09.032. PubMed PMID: 27838562.
- Hobart JC, Cano SJ, Warner TT, Thompson AJ. What sample sizes for reliability and validity studies in neurology? *J Neurol*. 2012;259(12):2681-94. Epub 2012/06/24. doi: 10.1007/s00415-012-6570-y. PubMed PMID: 22729386.
- Quality of Life in Epilepsy Inventory (QOLIE-31); 2020(24 September). Available from: https://www.rand.org/health-care/surveys_tools/qolie.html.
- Wild D, Grove A, Martin M, Eremenco S, McElroy S, Verjee-Lorenz A, et al. Principles of Good Practice for the Translation and Cultural Adaptation Process for Patient-Reported Outcomes (PRO) Measures: report of the ISPOR Task Force for Translation and Cultural Adaptation. *Value Health*. 2005;8(2):94-104. Epub 2005/04/05. doi: 10.1111/j.1524-4733.2005.04054.x. PubMed PMID: 15804318.
- Kwan P, Arzimanoglou A, Berg AT, Brodie MJ, Allen Hauser W, Mathern G, et al. Definition of drug resistant epilepsy: consensus proposal by the ad hoc Task Force of the ILAE Commission on Therapeutic Strategies. *Epilepsia*. 2010;51(6):1069-77. Epub 2009/11/03. doi: 10.1111/j.1528-1167.2009.02397.x. PubMed PMID: 19889013.
- Taber KS. The Use of Cronbach's Alpha When Developing and Reporting Research Instruments in Science Education. *Research in*

- Science Education. 2018;48(6):1273-96. doi: 10.1007/s11165-016-9602-2.
10. Fletcher A, Gore S, Jones D, Fitzpatrick R, Spiegelhalter D, Cox D. Quality of life measures in health care. II: Design, analysis, and interpretation. *BMJ*. 1992;305(6862):1145-8. doi: 10.1136/bmj.305.6862.1145. PubMed PMID: 1463954.
 11. Torres X, Arroyo S, Araya S, de Pablo J. The Spanish Version of the Quality-of-Life in Epilepsy Inventory (QOLIE-31): Translation, Validity, and Reliability. *Epilepsia*. 1999;40(9):1299-304.
 12. Haritomeni P, Aikaterini T, Theofanis V, Elizabeth D, Ioannis H, Konstantinos V, et al. The Greek version of the quality of life in epilepsy inventory (QOLIE-31). *Quality of life research*. 2006;15(5):833-9.
 13. Asawavichienjinda T, Phanthumchinda K, Sitthi-Amorn C, Love EJ. The Thai version of the quality-of-life in epilepsy inventory (QOLIE-31-Thai version): translation, validity and reliability. *JOURNAL-MEDICAL ASSOCIATION OF THAILAND*. 2005;88(12):1782.
 14. Hashim SN, Abdullah B, Tharakan J, Yaacob NA. The Malay Version of the Quality-of-Life in Epilepsy Inventory (QOLIE-31 Version): Translation, Validity and Reliability. *International Medical Journal*. 2011;18(3).
 15. Tlusta E, Kubena A, Salek S, Vlcek J. Psychometric properties of the Czech version of the Quality of Life in Epilepsy Inventory (QOLIE-31). *Epilepsy & Behavior*. 2007;10(3):407-11.
 16. May TW, Pfäfflin M, Cramer JA. Psychometric properties of the German translation of the QOLIE-31. *Epilepsy & Behavior*. 2001;2(2):106-14.
 17. Baker GA, Gagnon D, McNulty P. The relationship between seizure frequency, seizure type and quality of life: findings from three European countries. *Epilepsy Res*. 1998;30(3):231-40. doi: 10.1016/s0920-1211(98)00010-2. PubMed PMID: 9657650.
 18. Akdemir V, Sut N, Guldiken B. Factors affecting the quality of life in drug-resistant epilepsy patients. *Acta Neurologica Belgica*. 2016;116(4):513-8. doi: 10.1007/s13760-016-0622-5.
 19. Ridsdale L, Wojewodka G, Robinson E, Landau S, Noble A, Taylor S, et al. Characteristics associated with quality of life among people with drug-resistant epilepsy. *Journal of Neurology*. 2017;264(6):1174-84. doi: 10.1007/s00415-017-8512-1.